

GLASS PASSIVATED BRIDGE RECTIFIERS

REVERSE VOLTAGE - 400 to 600 Volts
FORWARD CURRENT - 2.0 Amperes

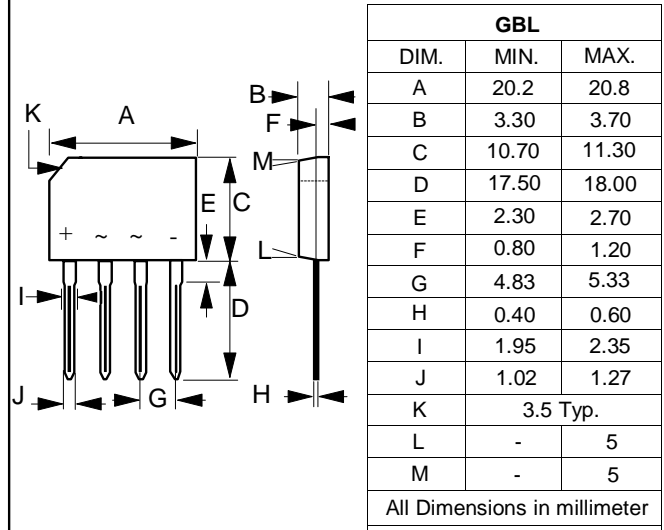
FEATURES

- Rating to 600V PRV
- Ideal for printed circuit board
- Reliable low cost construction utilizing molded plastic technique
- The plastic material has UL flammability classification 94V-0
-

MECHANICAL DATA Polarity :

- As marked on body Weight : 0.09 ounces, 2.52 grams
- Mounting position : Any

GBL



MAXIMUM RATINGS AND ELECTRICAL CHARACTERISTICS

Ratings at 25°C ambient temperature unless otherwise specified.

CHARACTERISTICS	SYMBOL	GBL204	GBL206	UNIT
Maximum Recurrent Peak Reverse Voltage	V _{RRM}	400	600	V
Maximum RMS Voltage	V _{RMS}	280	420	V
Maximum DC Blocking Voltage	V _{DC}	400	600	V
Maximum Average Forward Rectified Current @T _c =120°C	I _(AV)	2.0		A
Peak Forward Surge Current 8.3ms single half sine-wave @ @T _A =25°C	I _{FSM}	120		A
Maximum forward Voltage at 1.0A DC	V _F	0.95		V
Maximum DC Reverse Current at Rated DC Blocking Voltage @T _J =25°C @T _J =125°C	I _R	5 500		uA
I ² t Rating for fusing (t < 8.3ms)	I ² t	60		A ² S
Typical Junction Capacitance per element (Notice1)	C _J	40		pF
Typical Thermal Resistance (Note 2)	R _{θJC}	8		C/W
Operating Temperature Range	T _J	-55 to +150		C
Storage Temperature Range	T _{STG}	-55 to +150		C

NOTES : 1. Measured at 1.0MHz and applied reverse voltage of 4.0V DC.
2. Thermal Resistance to Case.

FIG.1 - FORWARD CURRENT DERATING CURVE

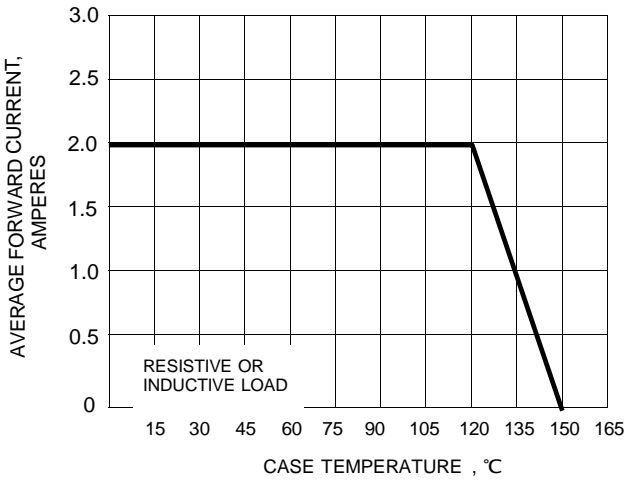


FIG.2 - MAXIMUM NON-REPETITIVE SURGE CURRENT

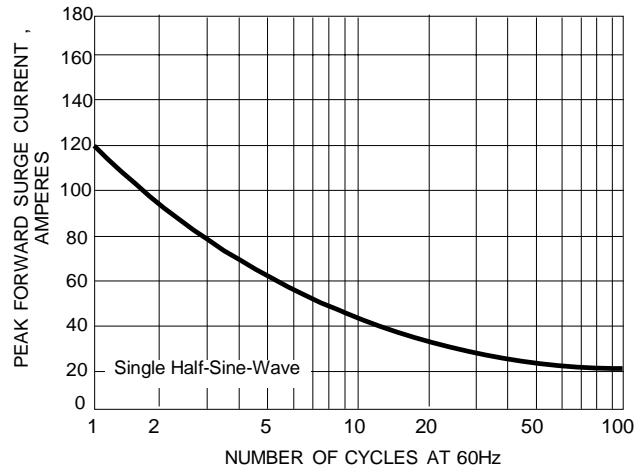


FIG.3 - TYPICAL REVERSE CHARACTERISTICS

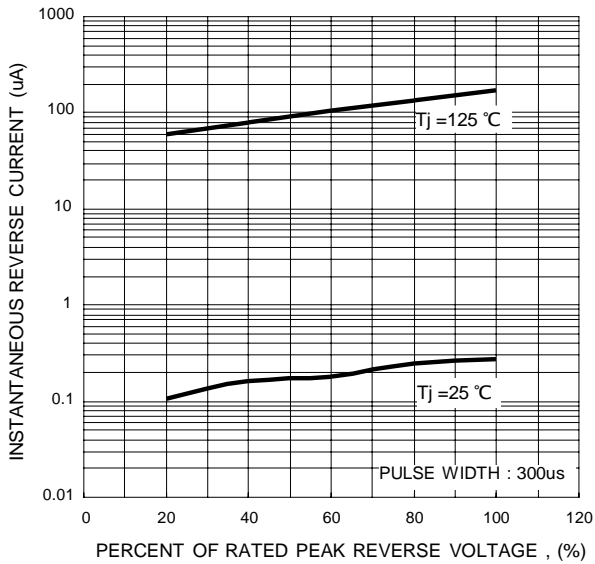


FIG.4 - TYPICAL FORWARD CHARACTERISTICS

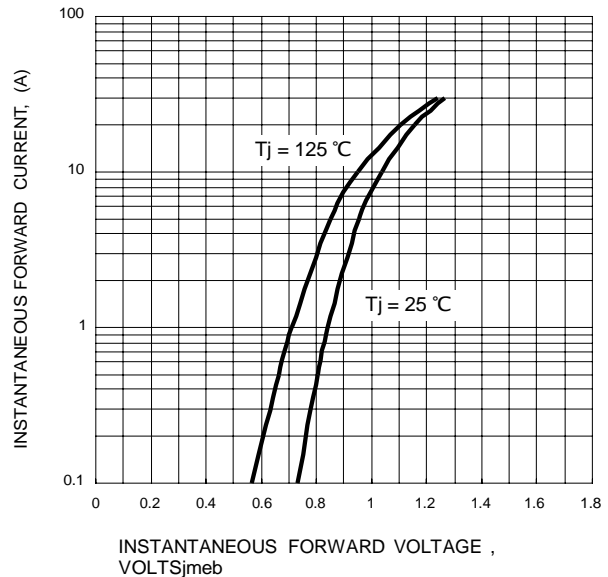


FIG.5 - TYPICAL JUNCTION CAPACITANCE

